

Honey Set for Breakfast Table

April 1998

Teknatool Woodturning Projects



This cute little table set is comprised of a lid, stand and honey dipper. This project is a great use for those service station giveaway glasses that I seem to always collect, and at the same time, is a great gift, sure to be appreciated! Trevor Cole
Ps, Do the 'Kiwi's' reading this remember the Buzzy Bee pull along toy that represents the 'bee' in our photo? A real NZ icon!

Tools required

- Gouge
- Skew Chisel
- Parting Tool
- Bowl Gouge
- Nova Chuck with 50mm jaws
- 25mm jaws (optional)

Materials Required

Use a fine grained timber for hygiene

- Dipper - 150mm x 20mm square
- Lid - 75mm x 20mm
- Base - 225mm x 20mm
- Glass (those service station ones are good!)

Job Sequence - Dipper

25mm jaws are ideal for holding this size of material.

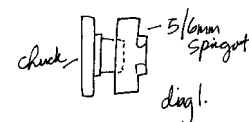
1. Start by turning a cylinder.
2. Mark the handle and dipper areas, and turn to suggested shape.



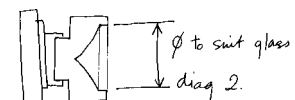
Job Sequence - Lid

There are a number of approaches. Here is the method I used:

1. Bore a shallow (3mm) 50mmØ hole and mount on the std 50mm Nova Jaws, and form a spigot (which will later become the knob) as shown at right, figure 1.



2. Reverse and hollow out the inside of the lid. Form a recess for the top of the glass as shown at right, figure 2.

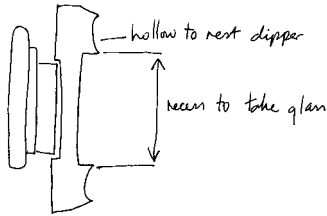


3. Reverse again, holding carefully by the glass recess and shape outside and knob as shown at right, figure 3.



Job Sequence - Base

1. Again drill a 50mmØ hole x 3mm deep. Form a recess to take the base of the glass, a hollow area to place the dipper and shape the outer edge.



Finish

Sand all the pieces to a very fine finish - say 400 grit, making sure there are no torn grain areas to trap honey and become a health hazard. Any good, non tainting oil should be used as the final finish. I use either medicinal paraffin or walnut oil.

Variations

The length of the honey dipper will need to be in keeping with the depth of the glass used. The handle can be plain, or heavily decorated. The lid and base lend themselves to a variety of shapes and decorations.

Visit our website at
www.teknatool.com to
download this and other
projects -

- Xmas Tree Ornaments
- Chopsticks & Ricebowl
- Footroller
- Kids Fishing line

©

Teknatool International

65 The Concourse Henderson Auckland New Zealand 1008

Ph +64 9 838 7663 Fax +64 9 837 4049 Email sales@teknatool.com website www.teknatool.com

